


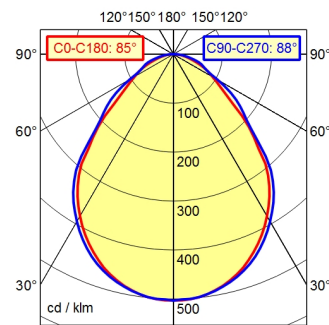
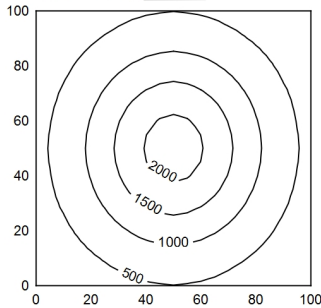


-  CEE 7/XVI
-  BS 1363 A
-  NEMA 1-15P

A50 ↓ 100.0% Φ: 1250 lm



100 x 100 cm Φ: 1250 lm
 Em: 892 lx
 Emax: 2140 lx
 Emin: 196 lx
 = 50 cm



- light source**
- work equipment**
- connected load**
- power consumption**
- luminous flux**
- luminous efficiency**
- light distribution**
- direct ratio**
- beam angle**
- colour temperature**
- colour temperatur**
- color rendering index (CRI)**
- chromaticity tolerance LED**
- glare control**
- luminance (L65)**
- unified glare rating (4H 8H)**
- system of protection**
- class of protection**
- operation**
- housing**
- cover**
- arm**
- balance of articulation joints**
- weight (net)**
- mains lead**
- fastening**

- LED
- electronic plug-in ballast
- 100-240 V, 50/60 Hz
- env. 16 W
- approx. 1.250 lm
- approx. 78 lm/W
- direct
- approx. 100 %
- 85
- neutral white
- approx. 5.000 K
- >= 80
- < 5 SDCM
- structured screen
- <= 16000 cd/m²
- <= 25
- IP 20
- II with plug-in power supply, III without plug-in power supply
- push button
- untreated; dusty grey
- structured screen
- tubular aluminium section; anodized; aluminium coloured anodised
- spring
- env. 1,9 kg
- approx. 3 m; mains plug; CEE 7/XVI; BS 1363 A; NEMA 1-15P
- table clamp (accessory); wall bracket (accessory); screw-down flange